



[LIBRARY NAME HERE]
Presents the

CHILTONLIBRARY


Glovebox Guide #3



[LIBRARY NAME HERE]
Presents the

CHILTONLIBRARY

Glovebox Guide #2



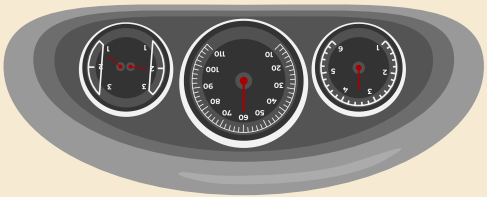
[LIBRARY NAME HERE]
Presents the

CHILTONLIBRARY


Glovebox Guide #1



Dashboard Decoder




Check Engine




→ Catch-all alert. Use Chilton for troubleshooting steps.

Battery Light




Charging issue → check battery & alternator.

Tire Pressure



Check and inflate tires.

Coolant Temp



Overheating → Pull over and let cool.

5 Basic Car Care Tasks you can do yourself:

1. Check your oil

Pull out the dipstick, wipe clean, reinsert, and check level. Find how-to steps in Chilton: Search "oil change".

2. Replace Windshield Wipers

Easy to do--match blade size, unclip old, snap in new. Chilton has videos!

3. Top off Windshield Washer Fluid

Open hood, find cap, pour in fluid. Done!

4. Check Tire Pressure

Use tire gauge. Add air if needed (look for PSI in doorframe).

5. Replace Air Filter

Tool-Free! Find the filter box, pop it open, swap out the old one.

Getting Started with ChiltonLibrary:



Access Auto Help Anytime--Free with your Wyoming Library Card!

1. Step-by-step:

1. Visit <https://app.chiltonlibrary.com/home>
2. Enter your Library Card Number & Pin
3. Choose your vehicle (Year-Make-Model)
4. Search by system (e.g., brakes, engine, heating)

2. Explore

- Step-by-step Repair Instructions
- Diagrams & Images
- Maintenance Schedules
- Troubleshooting Tips

*Pro Tip: bookmark your car's page for faster access next time!