



# Tips and Tools to Protect Your Home Computer


---

**WYOCAN**  
WYOMING CYBERSECURITY ACTION NETWORK

# Brought to you by your local library and the Wyoming CAN Committee



Wyoming Financial Insurance, Inc.  
Established 1990  
Subsidiary of WERCS



**FIRST FEDERAL**  
BANK & TRUST



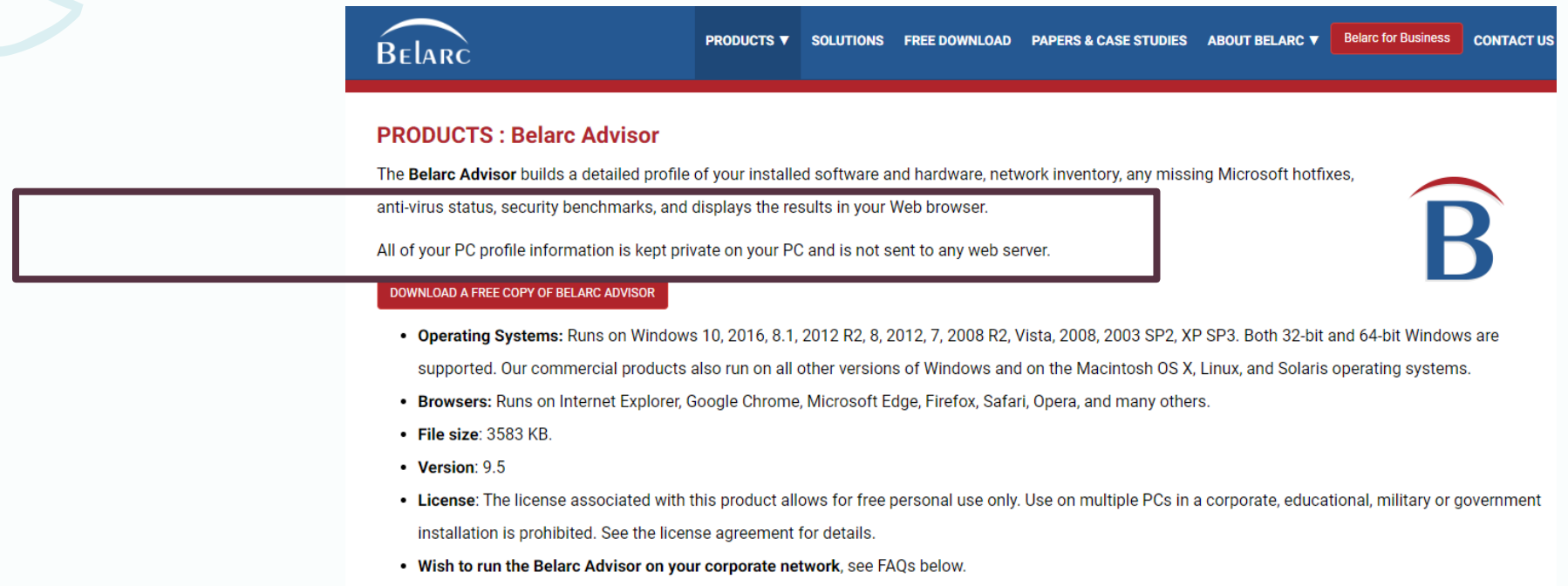
Campbell County Health



# Tip #1: Know what you have installed on your computer

- If you own a PC, then you can run a free home-use program called Belarc Advisor to get a list of software on your computer.

[https://www.belarc.com/products\\_belarc\\_advisor](https://www.belarc.com/products_belarc_advisor)



The screenshot shows the Belarc website's navigation bar with links for PRODUCTS, SOLUTIONS, FREE DOWNLOAD, PAPERS & CASE STUDIES, ABOUT BELARC, Belarc for Business, and CONTACT US. The main content area is titled "PRODUCTS : Belarc Advisor" and describes the software's capabilities. A large text box contains the following information:

The **Belarc Advisor** builds a detailed profile of your installed software and hardware, network inventory, any missing Microsoft hotfixes, anti-virus status, security benchmarks, and displays the results in your Web browser.

All of your PC profile information is kept private on your PC and is not sent to any web server.

Below this text is a red button labeled "DOWNLOAD A FREE COPY OF BELARC ADVISOR". To the right of the text box is a large blue letter "B" logo.

Below the button, a list of features is provided:

- **Operating Systems:** Runs on Windows 10, 2016, 8.1, 2012 R2, 8, 2012, 7, 2008 R2, Vista, 2008, 2003 SP2, XP SP3. Both 32-bit and 64-bit Windows are supported. Our commercial products also run on all other versions of Windows and on the Macintosh OS X, Linux, and Solaris operating systems.
- **Browsers:** Runs on Internet Explorer, Google Chrome, Microsoft Edge, Firefox, Safari, Opera, and many others.
- **File size:** 3583 KB.
- **Version:** 9.5
- **License:** The license associated with this product allows for free personal use only. Use on multiple PCs in a corporate, educational, military or government installation is prohibited. See the license agreement for details.
- **Wish to run the Belarc Advisor on your corporate network,** see FAQs below.



# Belarc Advisor

The license associated with the Belarc Advisor product allows for **free personal home use only**. Use on computers in a corporate, educational, military or government installation is prohibited. See the license agreement for details. The information on this page was created locally on your computer by the Belarc Advisor. Your computer profile was not sent to a web server. [Click here for more info.](#)

## System Security Status

SECURITY BENCHMARK SCORE	VIRUS PROTECTION	SECURITY UPDATES
 0.63 of 10	 Up-to-date <i>Realtime File Scanning is off</i>	 10 missing

## Computer Profile Summary

Computer Name: **redacted computer name**  
Profile Date: Friday, March 29, 2019 2:01:34 PM  
Advisor Version: 9.0  
Windows Logon: **redacted user name**

Try BelManage, the Enterprise version of the Belarc Advisor

### Operating System

Windows 7 Professional (x64) Service Pack 1 (build 7601.24241)  
Install Language: English (United States)  
System Locale: English (United States)  
Installed: 9/5/2017 1:15:42 PM  
Boot Mode: BIOS (Secure Boot not supported)

### System Model

Acer AOD255 V3.08(DDR2)  
System Serial Number: LUSDE0D16004238AF61601  
Enclosure Type: Notebook

### Processor <sup>a</sup>

1.67 gigahertz Intel Atom N450  
56 kilobyte primary memory cache  
512 kilobyte secondary memory cache  
64-bit ready  
Hyper-threaded (2 total)

### Main Circuit Board <sup>b</sup>

Board: Acer JE02\_PT V3.08(DDR2)  
Bus Clock: 667 megahertz  
BIOS: Acer V3.08(DDR2) 10/07/2010

# Summary

## System Security Status

### SECURITY BENCHMARK SCORE



0.63 of 10

### VIRUS PROTECTION



Up-to-date

*Realtime File Scanning is off*

### SECURITY UPDATES



10 missing

## Computer Profile Summary

Computer Name: **redacted computer name**

Profile Date: Friday, March 29, 2019 2:01:34 PM

Advisor Version: 9.0

Windows Logon: **redacted user name**

### Operating System

Windows 7 Professional (x64) Service Pack 1 (build 7601.24241)  
Install Language: English (United States)  
System Locale: English (United States)  
Installed: 9/5/2017 1:15:42 PM  
Boot Mode: BIOS (Secure Boot not supported)

### System Model

Acer AOD255 V3.08(DDR2)  
System Serial Number: LUSDE0D16004238AF61601  
Enclosure Type: Notebook

### Processor <sup>a</sup>

1.67 gigahertz Intel Atom N450  
56 kilobyte primary memory cache  
512 kilobyte secondary memory cache  
64-bit ready  
Hyper-threaded (2 total)

### Main Circuit Board <sup>b</sup>

Board: Acer JE02\_PT V3.08(DDR2)  
Bus Clock: 667 megahertz  
BIOS: Acer V3.08(DDR2) 10/07/2010

### Drives

119.93 Gigabytes Usable Hard Drive Capacity  
71.41 Gigabytes Hard Drive Free Space

### Memory Modules <sup>c,d</sup>

1014 Megabytes Usable Installed Memory  
Slot 'DIMM0' has 1024 MB (serial number 0BA2C358)

INTEL SSDSC2BW120H6 [Hard drive] (120.03 GB) -- drive 0,  
s/n CVTR537501F9120AGN, rev RG21, SMART Status:  
Healthy

### Local Drive Volumes

c: (NTFS on drive 0)	119.93 GB	71.41 GB free
----------------------	-----------	---------------

# Computer Users

You can tell

- Who is using the computer and when they last logged on
- What systems are using the computer
- And the type of access those people or systems have

Users			
local user accounts		last logon	
user name redacted		3/29/2019 1:55:01 PM	(admin)
local system accounts			
X	Administrator	11/20/2010 8:47:20 PM	(admin)
X	Guest	never	
	HomeGroupUser\$	never	
	SophosSAUBOOGEaaa	never	

X Marks a disabled account;

**L** Marks a locked account



# Software License Keys

---

- The Belarc Report also lists your software license keys, good in case you ever need to call for support about a product.

Belarc - Advisor  
Microsoft - Internet Explorer  
Microsoft - Office 365 Business  
Microsoft - PowerShell  
Microsoft - Windows 7 Professional (x64)

## Software Licenses

License keys redacted

# Full listing of the software installed on your computer

## Software Versions and Usage

i Adobe Systems - Acrobat Reader DC *version*  
19.10.20064.310990  
i Adobe Systems - Acrobat Update Service *version*  
1.824.29.8644  
i Belarc - Advisor *version* 9.0  
i Google - Chrome *version* 69.0.3497.100 (64-bit)  
i Google - Update *version* 1.3.33.17  
i Intel - Common User Interface *version* 8.14.10.2230  
(64-bit)  
iii i Intel - Driver Update Utility *version* 2.9.0.2  
i Intel - PROSet/Wireless *version* 18, 40, 2, 0 (64-bit)  
i Microsoft - .NET Framework *version* 2.0.50727.5483  
(32/64-bit)  
i Microsoft - .NET Framework *version* 4.0.40305.0  
(32/64-bit)  
i Microsoft - .NET Framework *version* 4.7.3062.0  
(32/64-bit)  
i Microsoft - Application Virtualization (App-V) *version*  
5.1.131.0  
i Microsoft - Internet Explorer *version* 11.00.9600.19130  
(32/64-bit)  
i Microsoft - Office *version* 15.0.0169.500 (64-bit)  
iii i Microsoft - Office *version* 16.0.11029.20079 (32/64-bit)  
i Microsoft - Office InfoPath *version* 16.0.11001.20038  
(32/64-bit)  
i Microsoft - Office Source Engine *version*  
16.0.11029.20064  
i Microsoft - OneDrive *version* 19.012.0121.0011  
i Microsoft - OneNote *version* 16.0.11029.20079  
i Microsoft - Outlook *version* 16.0.11029.20079  
i Microsoft - Windows Installer - Unicode *version*  
5.0.7600.16385 (32/64-bit)

iii i Microsoft - Windows Media Player *version*  
12.0.7601.23517 (32/64-bit)  
i Microsoft - Windows Script Host *version*  
5.8.7600.16385 (32/64-bit)  
i Microsoft - Windows Search *version* 7.00.7600.16385  
(32/64-bit)  
iii i Mozilla - Firefox *version* 61.0.2  
i Mozilla Foundation - Firefox *version* 61.0.2  
i No Company Name - Intel System Usage Report  
*version* 2.0.0.1901 (64-bit)  
i No Company Name - Wireless PAN DHCP and DNS  
Server *version* 18, 40, 2, 0 (64-bit)  
i Sophos - Anti-Virus *version* 1.5.2549  
i Sophos - Anti-Virus *version* 10.8.4  
i Sophos - Anti-Virus *version* 3.7.0.374 (32/64-bit)  
i Sophos - AutoUpdate *version* 5.13.50  
i Sophos - Clean *version* 3.8.6.1  
i Sophos - Diagnostic Utility *version* 1.21.0  
i Sophos - Endpoint Defense *version* 2.1.0.400 (64-bit)  
i Sophos - File Scanner *version* 1.2 (64-bit)  
i Sophos - Health *version* 2.0.7  
i Sophos - Home *version* 3.0.890.0  
i Sophos - Management Communications System *version*  
4.7  
i Sophos - Network Threat Protection *version* 1.5 (64-bit)  
i Sophos - Safestore *version* 3.8.6.1 (64-bit)

i Mouse over to see details, click to see where software is installed.

i Marks software last used within the past 7 days.

ii Marks software last used within the past 90 days, but over 7 days ago.

iii Marks software last used within the past year, but over 90 days ago.

iii Marks software last used over 1 year ago.

Unmarked software lacks the data to determine last use.



# Tip #2: Antivirus Software

---

- Antivirus software (AV software) is programs that are designed to prevent, identify, detect, and remove malicious software, called malware, and computer viruses.

## What is antivirus software?

### **Virus Protection**

**Sophos Home Version 2.1.1**  
Scan Engine Version 3.74.1.3  
Virus Definitions Version Up To Date  
Last Disk Scan on Saturday, February 06, 2106  
4:28:15 PM  
**Realtime File Scanning Off**

# But many experts recommend having 2 antivirus programs

---

- Windows Defender is packaged with the Windows Operating system and Google Chrome and Apple computers have the equivalent.

## Windows Defender Antivirus options

You can keep using your current provider, and have Windows Defender Antivirus periodically check for threats.

Periodic scanning



On

# How do I know if my antivirus software is adequate?


- We recommend 4/5 stars minimum.

## OUR 10 TOP PICKS

### BEST FOR WEALTH OF BONUS FEATURES



### BEST FOR VPN ENTHUSIASTS




### BEST FOR EXCELLENT LAB TEST SCORES



### BEST FOR MULTI-DEVICE HOUSEHOLDS



### BEST FOR CROSS-PLATFORM USERS



### BEST FOR ADVANCED USERS



[www.pcmag.com](https://www.pcmag.com) › Best Products › Security › Antivirus ▼

## [The Best Free Antivirus Protection for 2020 | PCMag](https://www.pcmag.com/picks/the-best-free-antivirus-protection-for-2020)

PCMag editors select and review products independently. We may earn affiliate commissions from buying links, which help support our testing. Learn more. [Home ...](#)

[www.pcmag.com](https://www.pcmag.com) › ... › Security › Security Suites ▼

## [The Best Security Suites for 2020 | PCMag](https://www.pcmag.com/picks/the-best-security-suites-for-2020)

Antivirus? Firewall? Malware protection? What do you really need to keep your PC safe? We've tested, reviewed, and rated nearly 50 apps to help you choose ...

[Norton 360 Deluxe Review](#) · [Bitdefender Internet Security](#) · [McAfee Total Protection](#)

[www.pcmag.com](https://www.pcmag.com) › News › Security › Antivirus ▼

## [Readers' Choice Awards 2020: Antivirus & Security ... - PCMag](https://www.pcmag.com/news/readers-choice-awards-2020-antivirus-security)

Jan 13, 2020 - Protect your PC (and yourself) with the **best** brands of security software, as picked by thousands of **PCMag** readers.

<https://www.pcmag.com/picks/the-best-security-suites>

# Tip #3: Patching

- Patching is updating the software on your computer.

## Missing Security Updates

Hotfixes from Windows Update (agent version 7.6.7601.24085) install automatically.  
Last install: 3/29/2019 1:02:01 PM, download: 3/29/2019 1:21:57 PM, check: 3/29/2019 11:51:51 AM.

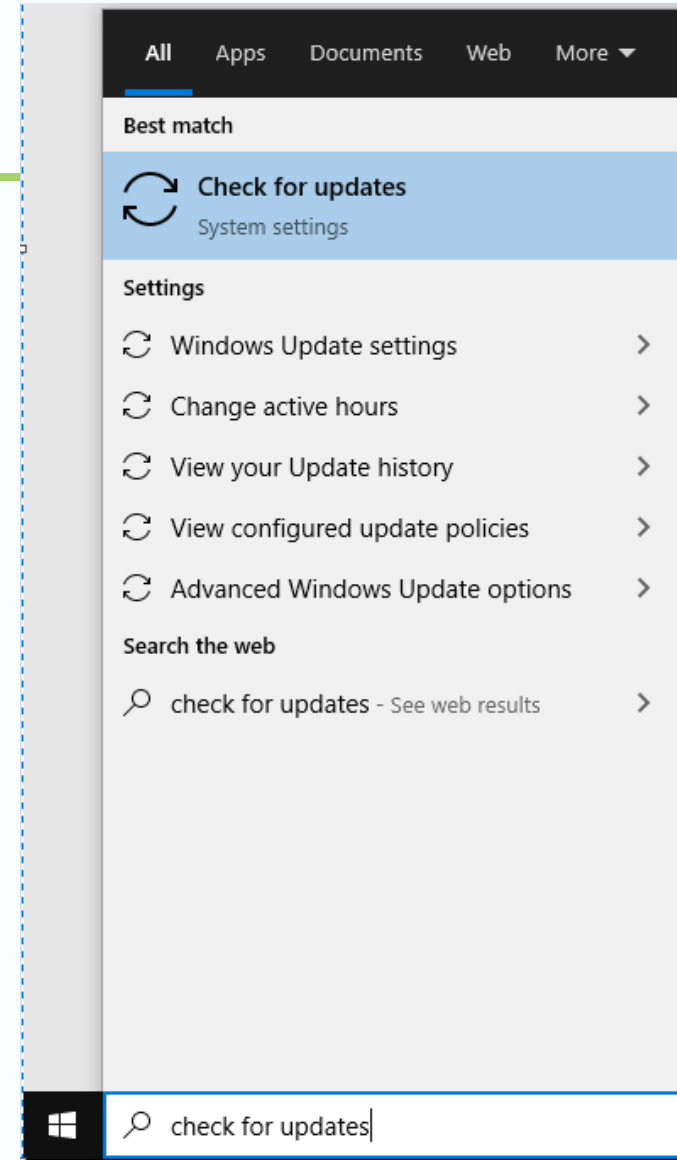
These security updates apply to this computer but are not currently installed (using Advisor definitions version 2019.3.26.1), according to the 03/12/2019 Microsoft Security Bulletin Summary and bulletins from other vendors. Note: Security benchmarks require that *Critical* and *Important* severity security updates **must be installed**.

Hotfix Id	Severity	Description
APSB19-13	Critical	Adobe Reader security update for Reader 19.10.20064.48846
Q4462915	Critical	Microsoft security update (KB4462915)
Q4467106	Critical	Microsoft security update (KB4467106)
Q4471328	Important	Microsoft security update (KB4471328)
Q4474419	Critical	Microsoft security update (KB4474419)
Q4480960	Important	Microsoft security update (KB4480960)
Q4486564	Critical	Microsoft security update (KB4486564)
Q4489873	Critical	Microsoft security update (KB4489873)
Q4489885	Critical	Microsoft security update (KB4489885)
Q4490628	Critical	Microsoft security update (KB4490628)

# How do you update your computer's software?

---

In Windows, type  
“Check for Updates”  
in the Search bar in the  
bottom left corner of  
your screen.



# Windows Update

Settings


Home

Find a setting

**Update & Security**

- Windows Update
- Delivery Optimization
- Windows Security
- Backup
- Troubleshoot
- Recovery
- Activation
- Find my device
- For developers
- Windows Insider Program

## Windows Update

 **You're up to date**  
Last checked: Yesterday, 3:57 PM

Check for updates


---


### Feature update to Windows 10, version 2004


The next version of Windows is available with new features and security improvements. When you're ready for the update, select "Download and install."


[Download and install](#)

---

 **Pause updates for 7 days**  
Visit Advanced options to change the pause period

 **Change active hours**  
Currently 8:00 AM to 5:00 PM

 **View update history**  
See updates installed on your device

 **Advanced options**  
Additional update controls and settings



# Windows Update – Advanced Option

---

## Update options

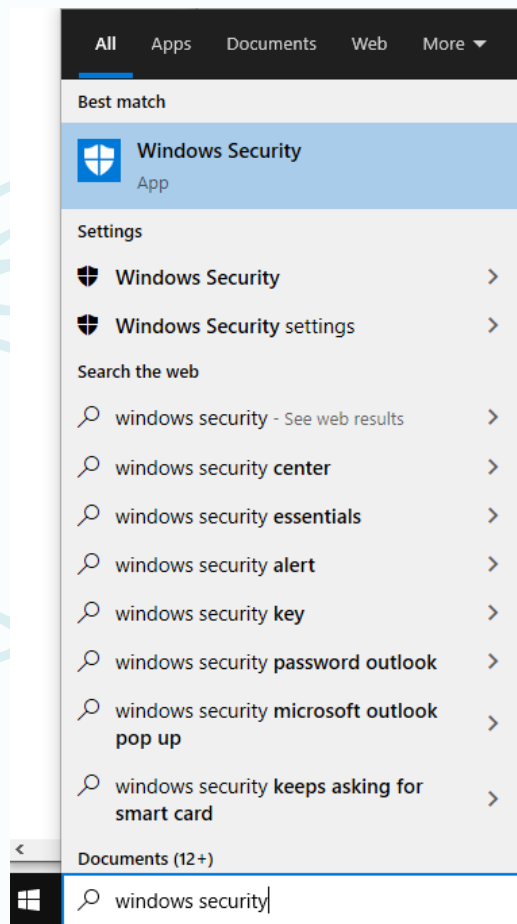
Receive updates for other Microsoft products when you update Windows



On

# Tip #4: Firewall

- Make sure the firewall that comes with your operating system is turned on.



## Security at a glance

See what's happening with the security and health of your device and take any actions needed.



**Firewall & network protection**  
No action needed.

## 🔒 Firewall & network protection

Who and what can access your networks.

### 🏢 Domain network

Firewall is on.

### 🏠 Private network

Firewall is on.




### 🌐 Public network (active)

Firewall is on.

# Mac Computers Have an Equivalent

---

## Turn on firewall protection

1. On your Mac, choose Apple menu  > System Preferences, click Security & Privacy, then click Firewall.
2. Click the lock icon  to unlock it, then enter an [administrator](#) name and password.
3. Click Turn On Firewall.
4. To specify additional security settings, click Firewall Options and do any of the following:
  - *Allow only specified apps and services to connect:* Click the Add button , then select the app or service in the dialog that appears.
  - *Allow only essential apps and services to connect:* Select the “Block all incoming connections” checkbox.
  - *Automatically allow built-in software to receive incoming connections:* Select the “Automatically allow built-in software to receive incoming connections” checkbox.
  - *Automatically allow downloaded signed software to receive incoming connections:* Select the “Automatically allow downloaded signed software to receive incoming connections” checkbox.
  - *Enable stealth mode to make it more difficult for hackers and malware to find your Mac:* Select the “Enable stealth mode” checkbox.



# Four Tips

---

1. Know what is installed on your computer
2. Make sure you have good antivirus software, maybe even 2 kinds.
3. Check to make sure your computer programs have been updated
4. Make sure your computer's operating system firewall is 'on'



# A Note of Caution

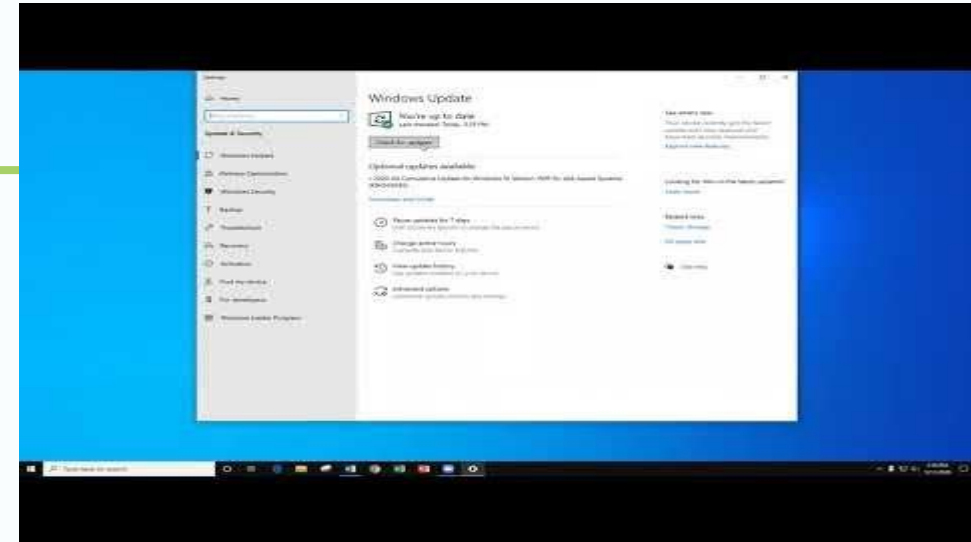
---

- Consider the Belarc report you run on your computer sensitive information and treat it as such. It contains
  - Computer vulnerabilities
  - Information about your home network
  - User names and their type of access

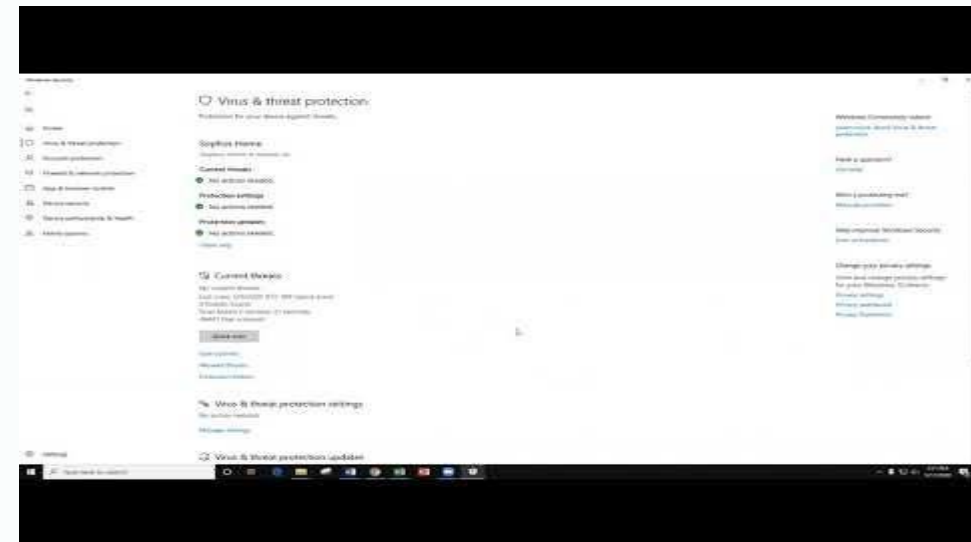
## **Sensitive Information**

# For more information

- Patching <https://youtu.be/bpFkl1PTjuA>



- Windows Defender  
<https://youtu.be/M8Um1c2B58c>



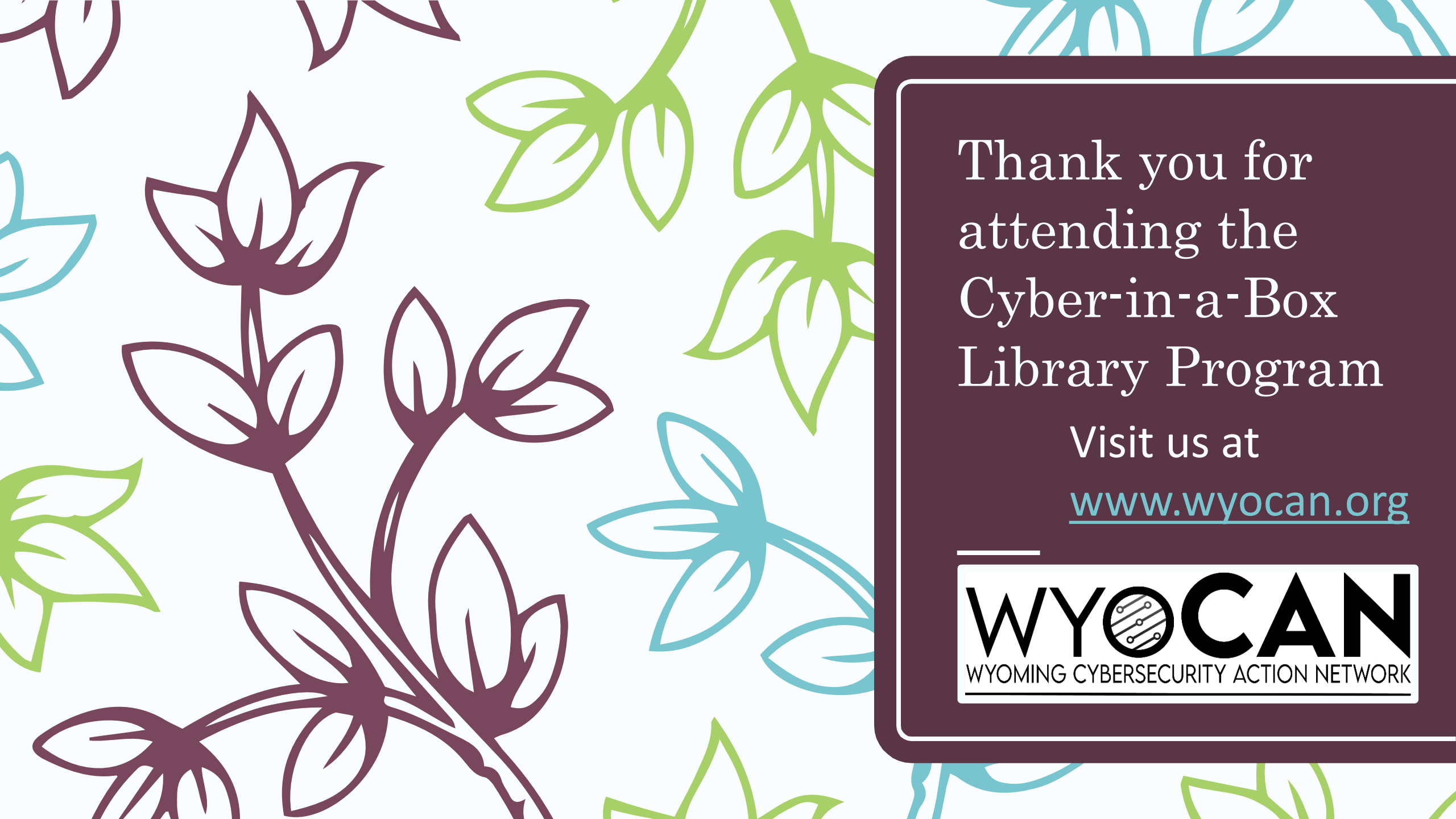




# Belarc Advisor

---

- [https://www.belarc.com/products belarc advisor](https://www.belarc.com/products_belarc_advisor)



Thank you for  
attending the  
Cyber-in-a-Box  
Library Program

Visit us at

[www.wyocan.org](http://www.wyocan.org)

---

**WYOCAN**  
WYOMING CYBERSECURITY ACTION NETWORK